



From the moment your first child is born, you become a teacher. Although not a formally qualified one, whether you like it or not, you instantly become your child's first and most influential coach. - GENIE PRICE

## Think Before You Click

Being online is fun. There are many great things you can do online from catching up with family and friends from afar and playing games too. Help your child recognise what is safe and unsafe online and remember to have a balance between online and offline activities.



## SeeMore's tips for staying Safe online.

- 1 Keep online devices in family areas
- 2 Have designated times to use the screen and set time limits
- 3 Only talk to family and known friends online.
- 4 If something unusual pops up show an adult
- 5 Don't give up any personal information
- 6 If you're unsure ask an adult about the device you are on.

If your child has a device, download age appropriate apps for them to play, make sure there are no in-app purchases or that this feature is disabled on the device.

## SeeMore eSafety



An increase in indoor time may see an increase in the use of technology in your household. We have recently released our latest books in the SeeMore Safety series, 'SeeMore eSafety'. The SeeMore eSafety collection includes an A4 narrative style text that takes children on a journey to meet Netys aka 'Safety Net' who introduces SeeMore's friends to some ways to be safe online. Additionally, we have also released a simplified A5 version of the text that more specifically and simply highlights important safety messages. Thanks to Newcastle Permanent Charitable Foundation 26,000 of these books were delivered to 650 preschools in NSW.

## SeeMore Safety - The tiny germs we can't see

Winter is also a time to be extra vigilant about healthy habits such as hand washing. Our book, "SeeMore Bug Safety - The tiny germs you can't see" is a great resource to help children understand things they can do to stay healthy and safe when it comes to germs. It has many valuable health and hygiene precautions that children and adults can be reminded of.

Thanks to our friends at Poleron, we also have this book available in Swahili, simplified Chinese, Vietnamese and Arabic. If you would like a copy, get in touch with us online or purchase some from our website.



## SeeMore Safety App

The SeeMore Safety App allows more families to take SeeMore on journey and record if the activity or scenario is safe, unsafe or if you are unsure. In the past SeeMore the plush character was shared amongst the class and some children waited a whole term before their chance to take SeeMore home. Now everyone can take a virtual SeeMore home and on holidays with them without the chance of SeeMore going missing until their turn comes around to take the big SeeMore home.

Free to download, with no hidden in app purchases thanks to Newcastle Permanent Charitable Foundation and Itty Bitty Apps for their contributions in making this app possible.



### SeeMore Safety

SeeMore Safety  
K.I.D.S. Foundation

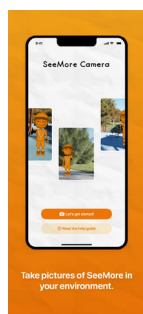
★★★★★ 5.0

Free

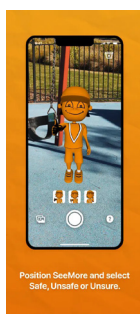


Proudly funded by

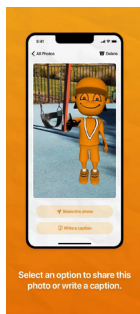
**NEWCASTLE PERMANENT  
CHARITABLE  
FOUNDATION**



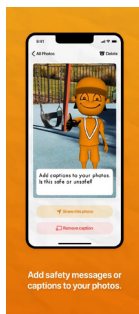
Take pictures of SeeMore in your environment.



Position SeeMore and select Safe, Unsafe or Unsure.



Select an option to share this photo or write a caption.



Add captions to your photos in this app or create.

## Fundraising Opportunities

Did you know our 'Put Your Hand Up' campaign can also support your preschool or early childhood service's fundraising efforts too? Raising money for your children and for the important work of KIDS - it's a win win! Our Put Your Hand Up gloves are the perfect addition to the winter wardrobe and a great fundraising item different from other organisations.

Get in contact with our friendly staff to discuss how we can support each other. [education@kidsfoundation.org.au](mailto:education@kidsfoundation.org.au)






**Be Safe  
Be Kind  
Make good  
choices online**



Colour in SeeMore and  
remember the eSafety  
messages





Create a scavenger hunt to find the biggest leaf,  
a seed from a plant, a feather, create a rainbow with somethings  
of each colour - red, orange, yellow, green, blue, and violet.

See if you can spot an old birds nest.

If you have a device, take photos of all the things you find so  
others can find them too.

If you have the SeeMore App use it to show all the things you find  
while on your hunt that are safe and unsafe.